



WYOMING Department of Transportation

"Providing a safe, high quality, and efficient transportation system"

5300 Bishop Boulevard, Cheyenne, Wyoming 82009-3340



MEMORANDUM 22-422

TO: Holders of "Truck Sizes, Weights, and Permit Manuals,"
Self-Issuing Permit Holders
and All Permit Issuing Authorities

FROM: Marc Anderson - State Maintenance Engineer

DATE: Thursday, December 16, 2021

SUBJECT: **BRIDGES WITH LOAD LIMITS (Long Term)**




No permits may be issued, without proper authorization, to cross any structure posted with a weight restriction. All requests for a movement of loads in excess of posted limits will be directed to the Overweight Loads Office.

Each over limit load will be evaluated over the route requested and a determination made if the load may cross the posted structure by some method of reinforcement such as planking or shoring by the operator. If the structure cannot be reinforced satisfactorily, then it will have to be bypassed.




Requests are to be initiated far enough in advance so you may be alerted to the above requirements.

See attached page for sign illustration and definition of truck type symbols.

1. Single vehicle unit.
2. Semi-trailer combination.
3. Truck and full trailer combination.

			Posting (Tons)				
							
			Single Unit Vehicles			Semi-Trailer Combination	Truck Full Trailer Combination
Route	MP:	Structure No.	2-3 axles	4-5 axles	6+ axles		
WY 51	143.6	BGE	-	-	33	-	-



WEIGHT LIMIT	
	
2-3 AXLES	22 T
4-5 AXLES	27 T
6+ AXLES	35 T
	40 T
	40 T

To ensure uniformity in all postings, the above signs are to be used for the various types of bridge load postings.

The various truck symbols are defined as follows:

Single vehicle unit:

Any single vehicle unit with the number of axles specified.

Semi-trailer combination:

Any semi trailer combination regardless of the number of axles.

Truck and full trailer combination:

Any truck and full trailer combination regardless of the number of axles.

The posted limit is the maximum weight allowed for the various types of truck units. All other requirements are still governed by the Wyoming Department of Transportation "Truck Sizes, Weights and Permits Manual."

This is an updated memo for 2021/2022 and replaces Memo #21-422, which should be removed from your book.

For a current listing of all road restrictions, go to <http://www.wyoroad.info>

Select Size and Weight Restrictions.

Then select Size/Weight Restriction Summary or Choose a route.